FROM ONSHORE DISPOSAL TO ONSHORE CIRCULARITY.

THE NEXT INDUSTRIAL MATERIAL BANK

PRESENTED BY BILL FIRTH

EMRGROUP.COM



© 2026 EMR. All Rights Reserved. Confidential and Proprietary Information of EMR.

WHO ARE EMR?

Great Place To Work. Certified JUL 2026-JUL 2027 UK

100% PRIVATELY OWNED

£20M+ IN SOCIAL VALUE IN 2025

160+ LOCATIONS WORLDWIDE

OVER 4,000 EMPLOYEES

TRUSTED STABLE PARTNER

£4BN+ TURNOVER IN 2025

70+ YEARS EXPERIENCE

RECYCLING AROUND 9M TONNES OF FERROUS METALS GLOBALLY

RECYCLING AROUND 60K TONNES OF PLASTICS GLOBALLY

RECYCLING AROUND 1M TONNES OF NON-FERROUS METALS GLOBALLY

© 2026 EMR. All Rights Reserved. Confidential and Proprietary Information of EMR

THINK GLOBAL.
ACT LOCAL.

180 OWNED TRUCKS

100 TRAILERS

7,000 CONTAINERS

6 SHREDDERS

38 SHEARS

18 BALERS

2 FRIDGE PROCESSING PLANTS

2 CABLE PROCESSING PLANTS



© 2026 EMR. All Rights Reserved. Confidential and Proprietary Information of EMR

UKCS OFFSHORE DECOMMISSIONING

OIL AND GAS TO 2050.

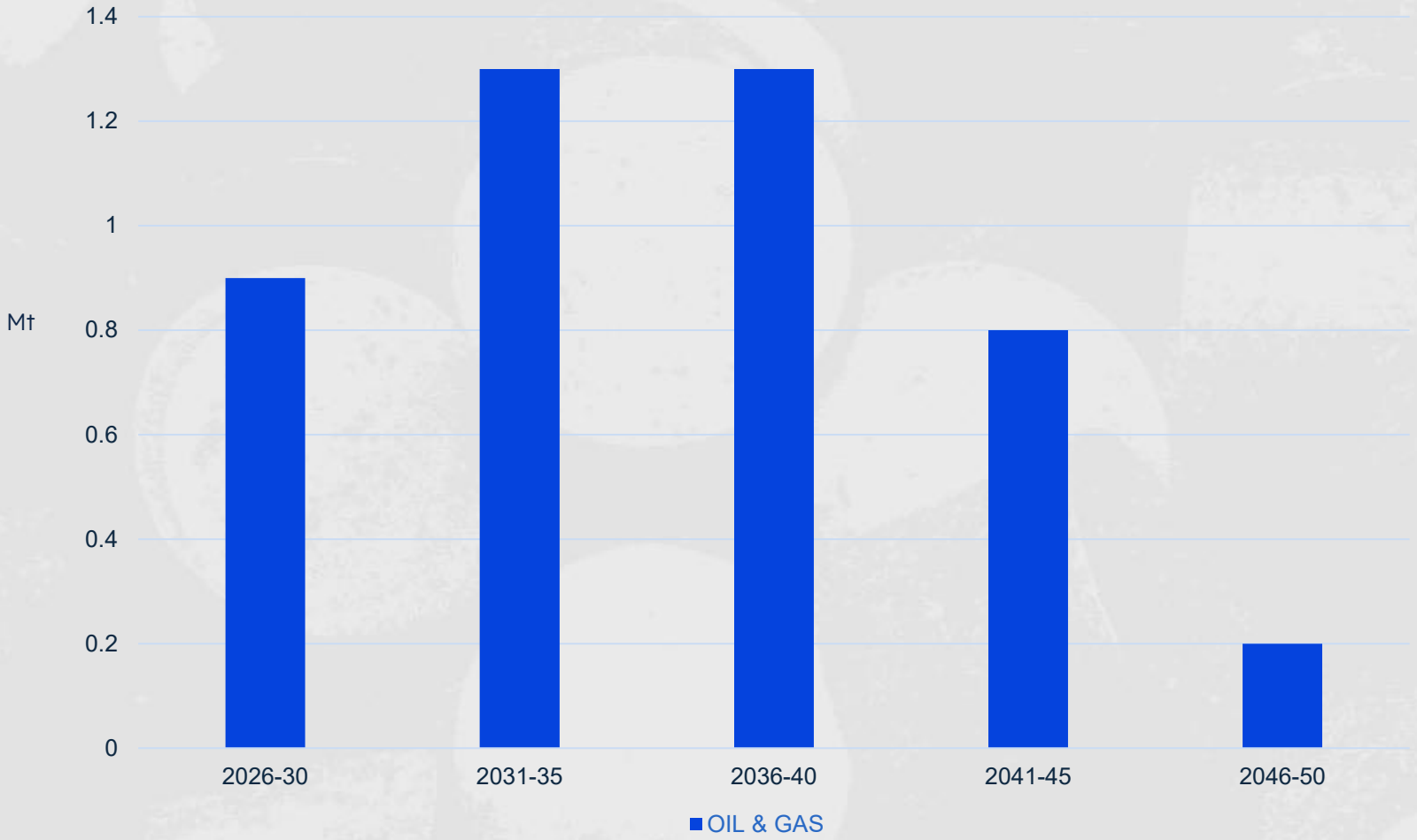

1 Oil and gas provides immediate but declining material flow

4.4 MT

ESTIMATED TO BE DECOMMISSIONED BY 2050

Illustrative central planning scenario. Timing depends on cessation, life extension, repowering and removal policy.

© 2026 EMR. All Rights Reserved. Confidential and Proprietary Information of EMR

UKCS OFFSHORE DECOMMISSIONING

OIL AND GAS TO 2050.

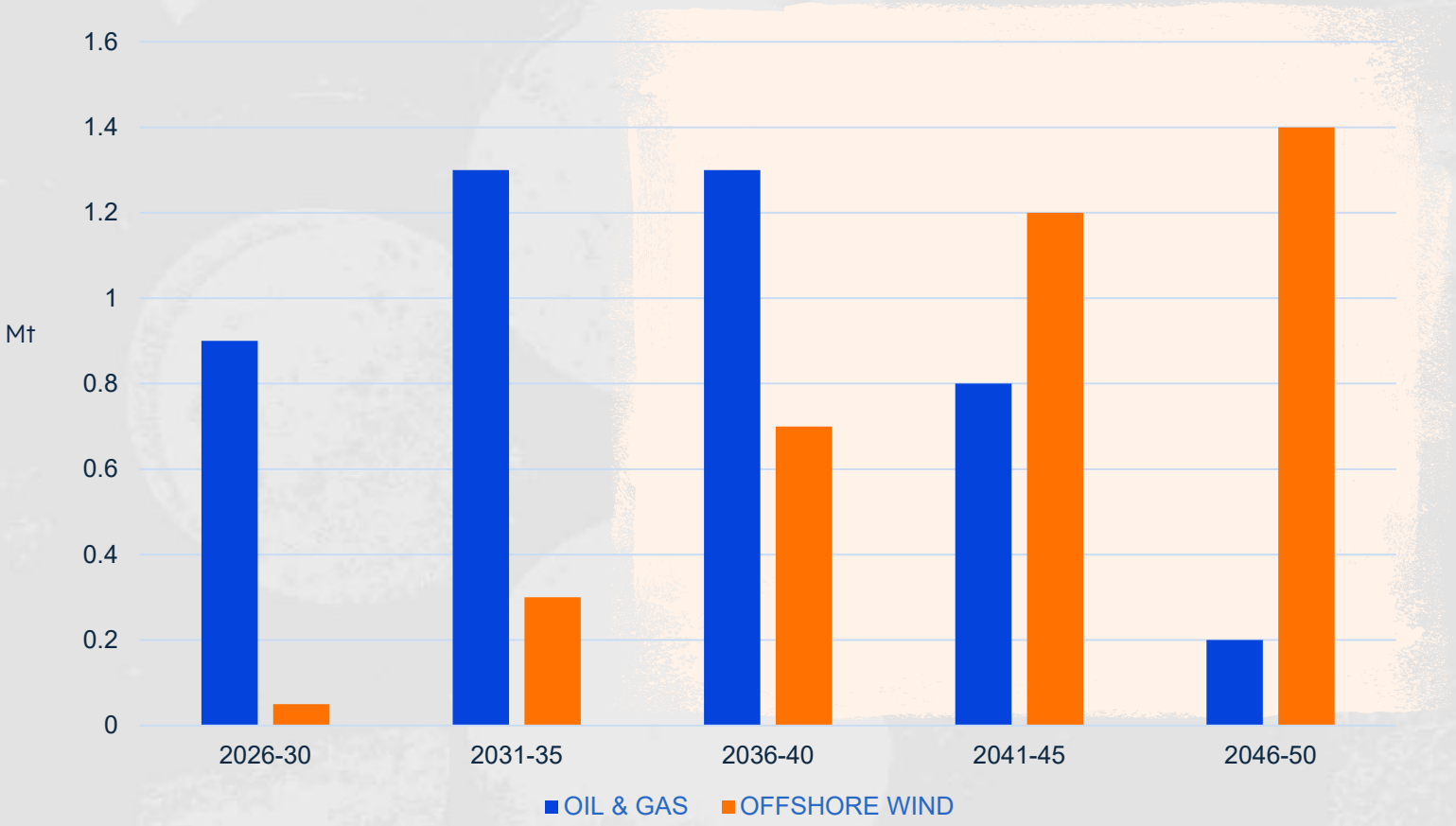

Illustrative central planning scenario. Timing depends on cessation, life extension, repowering and removal policy.

2

Offshore wind provides the second wave

3.7 MT

ESTIMATED TO BE DECOMMISSIONED BY 2050

© 2026 EMR. All Rights Reserved. Confidential and Proprietary Information of EMR

UKCS OFFSHORE MATERIAL BANK

TRANSITIONS TO WIND.

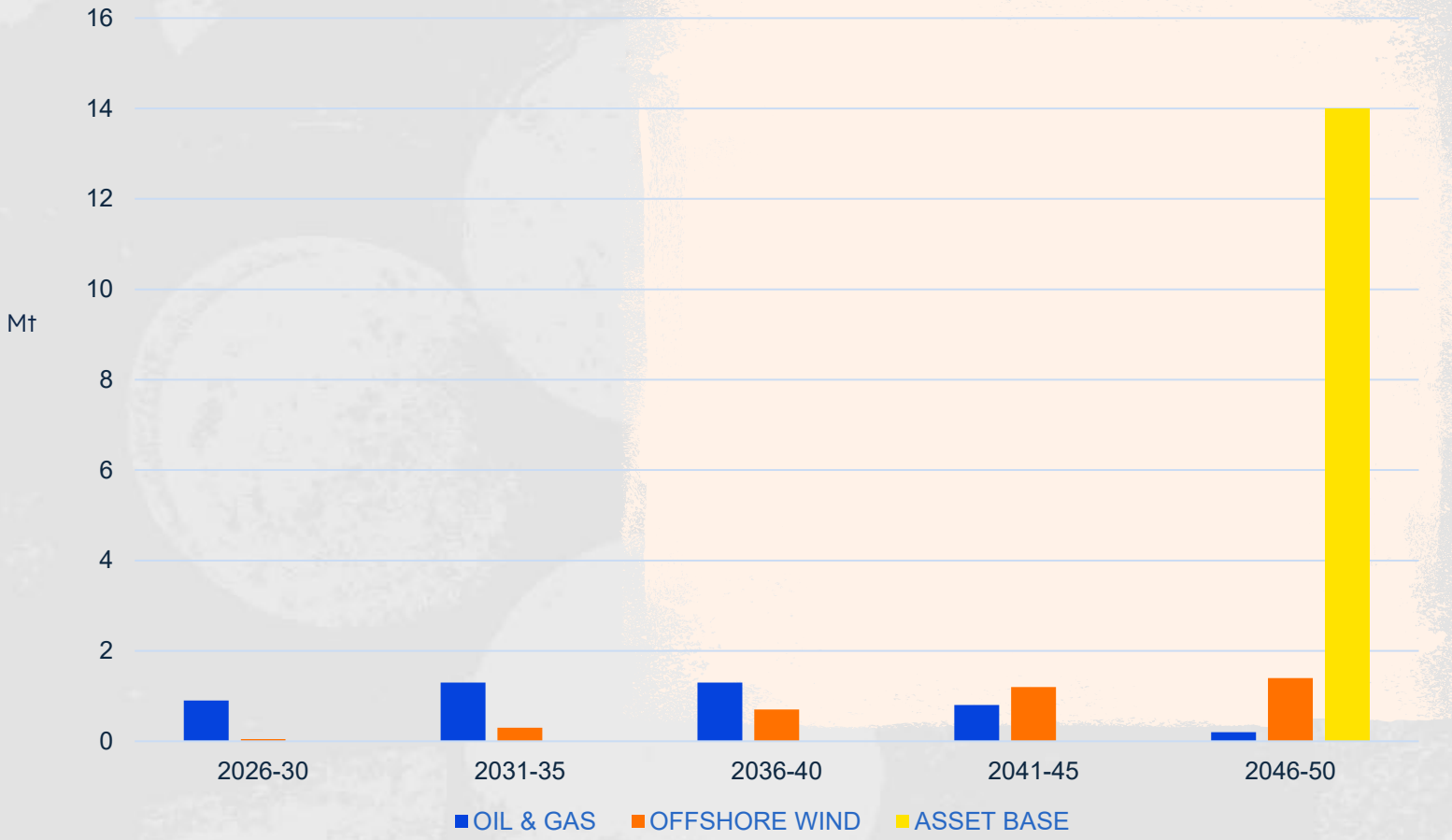

Illustrative central planning scenario. Timing depends on cessation, life extension, repowering and removal policy.

3

2050 Offshore wind material base

14 MT

INSTALLED WIND ASSET BASE 2050

100 GW base case

© 2026 EMR. All Rights Reserved. Confidential and Proprietary Information of EMR

UKCS OFFSHORE DECOMMISSIONING

UK STEEL CAPACITY IS GROWING.

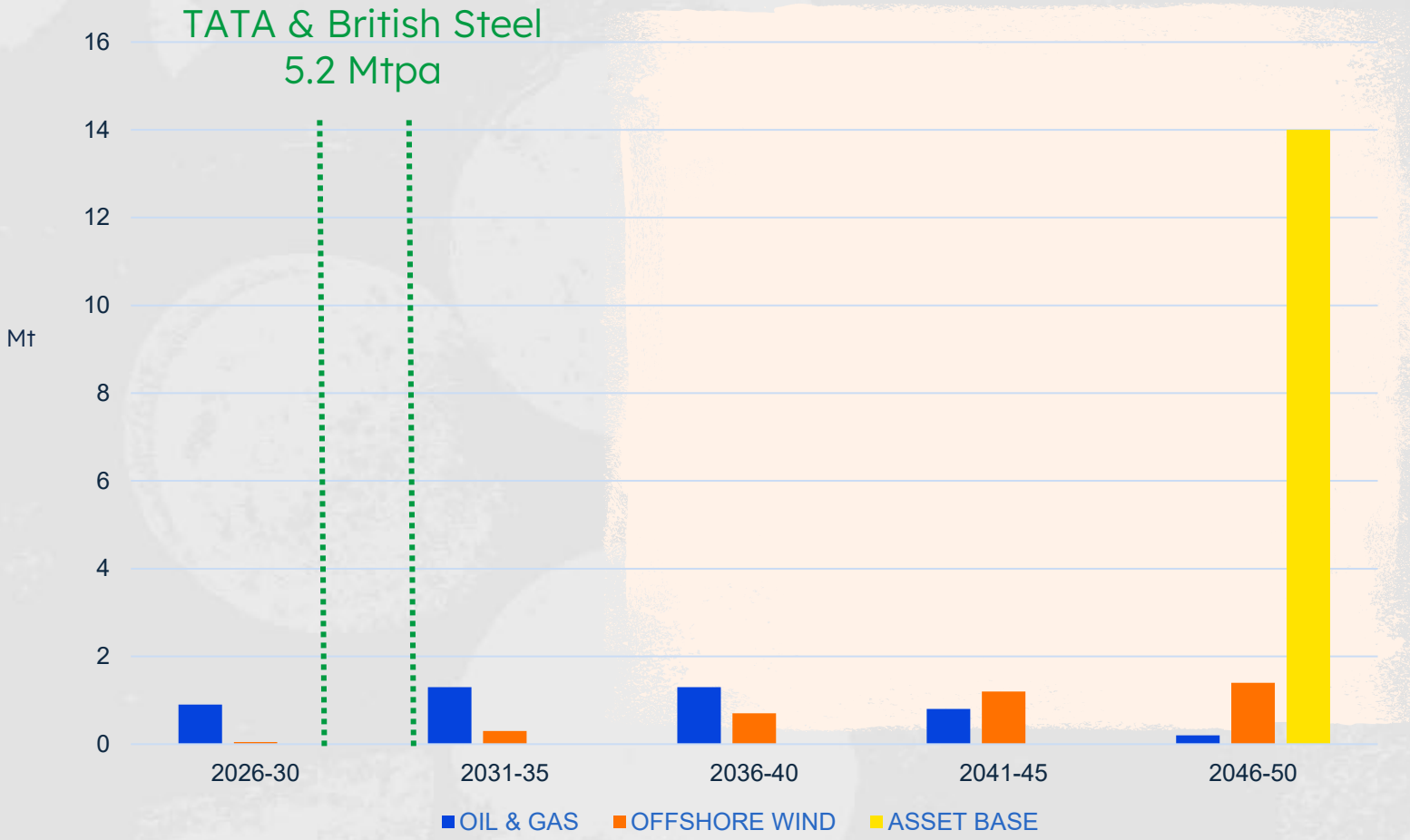

4

Adding value to UK steel arisings – becoming more circular

Illustrative central planning scenario. Timing depends on cessation, life extension, repowering and removal policy.

© 2026 EMR. All Rights Reserved. Confidential and Proprietary Information of EMR

FIVE DECISIONS THAT PROTECT MATERIAL VALUE.

The circular outcome is set before dismantling and realised at the quayside.

WBS 8/9 | TURNING AN OFFSHORE REMOVAL PROGRAMME INTO A VALUE-RETENTION PROCESS

1.
PLAN
KNOW WHAT IS COMING

Inventory grades, condition, hazards, contamination and timing.

2.
LAND
PROTECT THE HAND-OFF

Secure berths, water depth, laydown space, permitting and safe reception.

3.
PRESERVE
KEEP OPTIONS OPEN

Separate assets, alloys and reusable components.

4.
QUALIFY
CREATE MARKET TRUST

Verify chemistry, condition and provenance with an auditable material record.

5.
ROUTE
CAPTURE THE HIGHEST VALUE

Prioritise reuse and remanufacture, then specification-led recycling.

If all 5 gates are held **REUSE READY** Components retained **MARKET READY** Quality evidenced **VALUE READY** Best route secured

PLAN EARLY | PRESERVE OPTIONALTY | ROUTE FOR HIGHEST VALUE

© 2026 EMR. All Rights Reserved. Confidential and Proprietary Information of EMR

CASE STUDY

UK PROOF POINT

SCROBY SANDS.

From damaged offshore wind turbine to future resources in Great Yarmouth.

140T
Materials recovered

>99%
Recycling rate

BLADES
Polymers for construction

NACELLE
Circular materials

TOWER
Recycled locally - limiting transport

OVER CO_2
150T
Carbon avoided



© 2026 EMR. All Rights Reserved. Confidential and Proprietary Information of EMR

EVERYTHING MUST RECYCLE



CONTACT:

Bill Firth
GENERAL MANAGER
bill.firth@emrgroup.com

© 2026 EMR. All Rights Reserved. Confidential and Proprietary Information of EMR